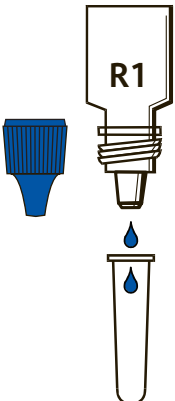
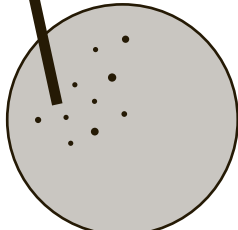





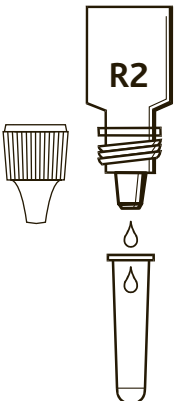
PBP2a Procedure Card


For *Staphylococcus aureus* isolates.

1  Add 2 drops of Reagent 1.




2  *Lightly touch* 3 well-isolated colonies with sterile applicator stick.

3  Place applicator stick into the tube and thoroughly mix.

4  Add 2 drops of Reagent 2 and briefly vortex. (If solution does not change from blue to clear, add 1 additional drop of Reagent 2.)

5  Insert test strip and read at 5 minutes.

6 Interpret Results

	Positive	Negative	Invalid
Control			
Sample	