

InSite™ Salmonella

Environmental Salmonella Test

Part No: IS050 (50 tests)



Description/ Intended Use:

InSite™ Salmonella is a screening test for *Salmonella* species on food contact surfaces and other processing equipment after cleaning. A color change of medium from purple to bright yellow is considered presumptive positive.

Scientific Principle:

InSite™ Salmonella medium contains a balanced blend of proprietary selective agents and metabolic substrates for selective growth and differentiation of *Salmonella* species from other contaminants in a sample. Medium permits selective growth of *Salmonella*, while restricting growth of other Gram-negative and Gram-positive bacteria. As selected population grows, medium becomes acidic; an incorporated pH indicator detects pH change and color of medium changes from purple to bright yellow. A visual color change of medium from purple to bright yellow after 24 hours at 37 °C indicates a presumptive positive test for *Salmonella*.

Note: A naturally occurring precipitate may be seen in some devices; this is normal. To alleviate, gently shake device to dissolve precipitate, either before or after incubation. This will not affect test performance.

Required Materials (Not Provided):

- 37 ± 1 °C incubator

Directions:

Step 1: Sample Collection & Pre-enrichment

- 1.1 When collecting a sample, make sure to use aseptic technique. Do not touch swab or inside of sampling device. Holding swab tube firmly, twist and pull top of swab out of swab tube. Foam tip swab is pre-moistened; condensation may be visible on inside of swab tube - this is normal. Thoroughly swab a standard 30 x 30 cm (12 x 12 in) area of interest for a typical flat surface. Rotate swab as sample is being collected to ensure maximum sample pickup and apply sufficient pressure to create flex in swab shaft. For irregular surfaces, ensure swabbing technique remains consistent for each test and swab a large enough area to collect a representative sample.
- 1.2 After swabbing desired test area, place swab back in swab tube and close device firmly. **Do not activate test device.**
- 1.3 For best results, incubate device for 6 hours at 37 ± 1 °C. Alternative pre-enrichment times may be used. See note below.

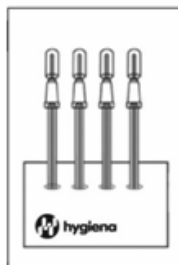
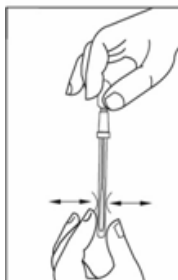
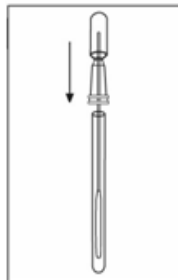
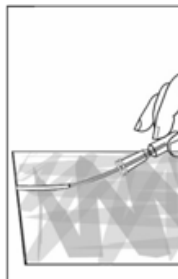
Step 2: Activation & Selective Enrichment

- 2.1 Remove InSite Salmonella from incubator. To activate device, hold swab tube firmly and use thumb and forefinger to break Snap-Valve by bending bulb forward and backward. Squeeze bulb 3 to 4 times, expelling all liquid down into tube.
- 2.2 Gently massage bottom of tube by squeezing tube 3 times, then shake for 3 seconds. This will help release cells from swab and displace air bubbles.
- 2.3 Incubate for 18 – 42 hours at 37 ± 1 °C. Observe color change and record result. Presumptive positive result can be read as early as 24 hours after sample collection. Results cannot be considered negative until 48 hours after sample collection. Refer to Interpretation of Results.

Note: Modified Pre-enrichment Procedure

Alternatively, Step 1.3 may be (a) omitted or (b) extended:

- a. To omit pre-enrichment, skip step 1.3 and immediately activate device according to Step 2.1. Omitting pre-enrichment reduces efficiency of *Salmonella* recovery and increases probability of false negative results.
- b. Pre-enrichment time may be extended longer than recommended 6 hours. Extending pre-enrichment time increases probability of false positive results.



Interpretation of Results:

Hold swab tube vertically, compare color of medium in label viewing window to color chart printed on label. If color of medium changes from purple to bright yellow within total test time of 24 - 48 hours at 37 °C, sample is considered presumptive positive for *Salmonella*. See Table 1. Results cannot be recorded as negative until sample has been incubated for a total of 48 hours after sample collection. Use of a negative control is recommended.

Note: It is important to interpret color change of medium only and disregard color influence from foam swab. Only bright yellow medium should be interpreted as a Positive result for *Salmonella* presence in sample.

Table 1: Interpretation of Color Results

Medium	Swab	Result
Purple	Purple	Negative
Purple	Yellow	Negative
Gray	Yellow	Negative
Yellow	Yellow	Positive

Confirmation:

Presumptive positive samples can be confirmed by streaking samples onto commonly used selective *Salmonella* agar plates or any recognized confirmatory procedure. Typical *Salmonella* colonies on selective agar plates could then be further analyzed by using biochemical, immunological, or molecular methods. Some species of *Citrobacter* and *E. coli* are known to produce false positive reactions in many *Salmonella* tests, including InSite Salmonella.

Storage & Shelf Life:

- Store at 2 – 8 °C (35 – 46 °F)
- Check expiration date on label.

Disposal:

Disinfect before disposal. InSite devices can be disinfected by autoclaving, incinerating, or by soaking in 20% bleach for 1 hour. Then, they can be placed in the trash. Alternatively, InSite devices may be discarded at a biohazard waste disposal facility.

Safety & Precautions:

Components of InSite devices do not pose any health risk when used correctly. Used devices confirming positive results may be a biohazard and should be disposed of safely in compliance with Good Laboratory Practice and Health and Safety Regulations. *Salmonella* is a dangerous human pathogen. When handling samples that possibly contain *Salmonella* (presumptive positive tubes), extreme care should be taken to contain enriched samples.

Hygiena Liability:

As with any culture medium, InSite Salmonella results do not constitute a guarantee of quality of food, beverage products or processes tested with these devices. Hygiena will not be liable to user or others for any loss or damage, whether direct or indirect, incidental or consequential from use of these devices. If this product is proven to be defective, Hygiena's sole obligation will be to replace product, or at its discretion, refund the purchase price. Promptly notify Hygiena within 5 days of discovery of any suspected defect and return product to Hygiena. Please call Customer Service for a Returned Goods Authorization Number.

Contact Information:

If more information is required, please visit us at www.hygiena.com or contact us at:

Hygiena - Americas
Phone: 805.388.8007
Fax: 805.388.5531
Email: info@hygiena.com

Hygiena - International
Phone: +44 (0)1923 818821
Fax: +44 (0)1923 818825
Email: enquiries@hygiena.com