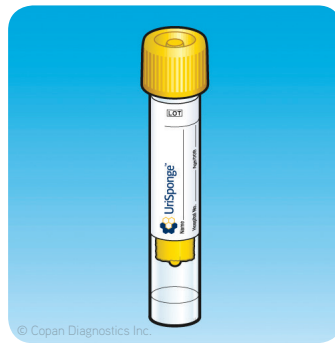
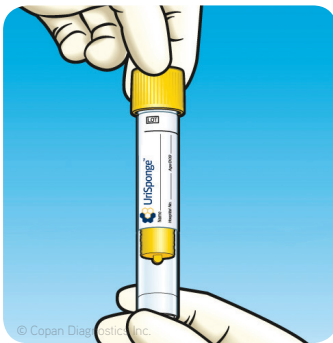
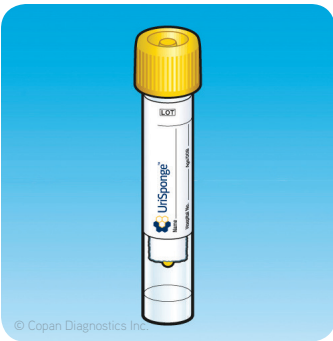


## URISPONGE™ HOW TO GUIDE

1. Unscrew cap and remove UriSponge applicator
2. Dip applicator sponge into urine sample for 5 seconds to saturate
3. Return UriSponge applicator to tube and close securely
4. Place the label on the tube and send to the laboratory



**Copan Diagnostics Inc.**  
26055 Jefferson Ave.  
Murrieta, California 92562 USA  
Toll Free: (800)216-4016 (US & Canada)  
Phone: (951) 696-6957 Fax: (951)600-1832  
E-Mail: [info@copanusa.com](mailto:info@copanusa.com)  
[www.copanusa.com](http://www.copanusa.com)