

Directions for Use - Aquasnap™ Total & Aquasnap™ Free ATP Tests for Water Samples



Part Number: Aquasnap Total - AQ-100X (100 tests)
Aquasnap Free - AQ-100FX (100 tests)

Description / Intended Use:

Aquasnap™ water testing devices are self-contained ATP tests for use with Hygiena luminometers. Tests are used to monitor ATP levels in water as a quality indicator in areas like Clean-In-Place (CIP) systems and rinse water samples. It is also used for water treatment applications in healthcare and monitoring biomass in cooling towers. Aquasnap™ Total measures both ATP contained within living cells and particulate matter (microbial ATP) as well as ATP dissolved in water (non-microbial or dead microbial ATP). Aquasnap™ Free measures only dissolved ATP outside of living cells (non-microbial ATP). Used together, Aquasnap™ Total and Aquasnap™ Free can be an effective quality monitoring system. The difference between Total and Free test results represents ATP from living organisms (also referred to as biomass).

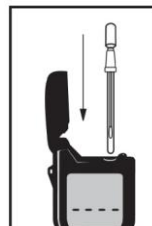

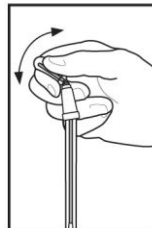
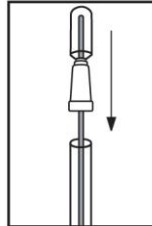
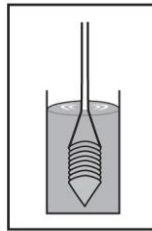
Total ATP = Free ATP + Microbial ATP, therefore,
Microbial ATP = Total ATP – Free ATP

For more information about differences between Aquasnap™ Total and Aquasnap™ Free, visit www.hygiena.com

Directions:

Instructional Video: www.youtube.com/HygienaTV

1. Allow Aquasnap™ test devices to equilibrate to room temperature (21-25°C) before use. Forcefully flick device in a downward motion to shake liquid extractant from collection dipper to bottom of tube. Shaking liquid extractant to bottom of tube assists with accurate extraction of ATP and helps collect a more consistent sample. Holding swab tube firmly, twist and pull collection device out of tube. Submerge sample collection dipper in water sample for 1-2 seconds.
2. Lift sample collection device up vertically and reinsert in test tube. Gently shake device for 1-2 seconds to release water sample from collection tip and to mix sample with extractant at bottom of test tube.
3. Activate Aquasnap™ by holding tube firmly and using thumb and forefinger to break Snap Valve™ by bending bulb forward and backward. Squeeze bulb twice, expelling all liquid into tube.
4. Shake for 3-5 seconds to mix sample.
5. Insert entire Aquasnap™ device into luminometer, close lid and press "OK" to initiate measurements. Device should be measured within 15 seconds of activation.
6. Hygiena recommends setting RLU thresholds according to user's test application. Higher RLU results indicate higher contamination in sample. In clean or treated water samples, Free ATP results are similar to Total ATP results. In some circumstances, when organic matter is present and where microbial contamination is low, Total ATP results may appear lower than Free ATP results; this is normal and is due to presence of extractant in Aquasnap™ Total. To determine Pass/Fail settings, visit the resource library at www.hygiena.com or email a technical representative at: enquiries@hygiena.com.



Sampling Recommendations:

When possible, split water sample into two aliquots. Dip each Aquasnap™ test (Total and Free) in a separate aliquot of same water sample. If two aliquots of water sample cannot be made and two devices have to be dipped in same sample container, use Aquasnap™ Free first, then Aquasnap™ Total.

Calibration Control:

It is advisable to run positive and negative controls according to Good Laboratory Practices. Hygiena offers the following control:

- Calibration Control Kit (Part # PCD4000)

Safety & Precautions:

Components of Aquasnap™ do not pose any health risk when used correctly.

1. Do not use Aquasnap™ test if it is already activated.
2. Hold luminometer upright when measuring test devices.
3. Hold Aquasnap™ test upright when activating.
4. Read Aquasnap™ test within 15 seconds of activation.
5. Keep Aquasnap™ test out of direct sunlight.

Storage & Shelf Life:

Store at 2-8°C. Devices may be stored at room temperature (21-25°C) for up to 4 weeks. Aquasnap™ has a shelf life of 15 months. Check expiration date on label.

Hygiena Liability:

Hygiena will not be liable to user or others for any loss or damage whether direct or indirect, incidental or consequential from use of this device. If this product is proven to be defective, Hygiena's sole obligation will be to replace product or at its discretion, refund the purchase price. Promptly notify Hygiena within 5 days of discovery of any suspected defect and return product to Hygiena.

Contact information:

If more information is required, please visit us at www.hygiena.com or contact us at:

Hygiena - Americas
Phone: 805.388.8007
Fax: 805.388.5531
Email: info@hygiena.com

Hygiena - International
Phone: +44 (0)1923 818821
Fax: +44 (0)1923 818825
Email: enquiries@hygiena.com